


20x28 Standard "Quick-Ship" Buildings


PORTAFAB
Modular Building Systems

Standard "Quick-Ship" Modular Offices & Buildings


Save costs, labor, and materials with modular construction. PortaFab's "quick-ship" modular units come as two, three, or four wall buildings created from the OmniFlex steel stud framing system.



[4-Wall Building]



[3-Wall Building]



[2-Wall Building]

20'x28' Standard "Quick-Ship" Building Specifications

Width (feet)	20' 4-1/2" (20' 1-1/4" for 2 & 3 Wall)	Door Style	Swing
Depth (feet)	28' 4-1/2" (28' 1-1/4" for 2 & 3 Wall)	Frame Construction	Painted Steel
Height (feet)	8' or 9'	LED Light Fixtures	8 (Based on 4-wall Building Configuration)
Color / Finish	Gray or White	Outlets	10 (Based on 4-wall Building Configuration)
Approval / Regulations	Fire & Sound Panel: R-11, STC-31 (Class A per ASTM-E84)	Limited Warranty	1 Year
Assembly	Unassembled	Type	4-Wall, 3-Wall or 2-Wall
Clearance Height Interior	7' 6" With 8' Panels 8' 6" With 9' Panels	Wall Construction	Fire and Sound (F&S) Panels With 1/2" Vinyl Gypsum on Polystyrene Core
Door Size	3' x 7'	Wall Thickness (inches)	3"

Pre-engineered modular buildings offer a number of benefits when compared to traditional construction:

Ease of Coordination

PortaFab will handle the entire installation of your building, so that you do not need to spend valuable time away from your job.

Reduced Labor Costs

Prefabricated components can be installed quickly, resulting in a lower cost of labor.

Consistent Quality & Appearance

Our pre-engineered components can be integrated with one another to maintain a seamless and professional appearance.

Adaptability

Our flexible buildings can be expanded or relocated quickly and easily to grow with your company.

No Mess

Pre-engineered components result in a cleaner installation with minimal disruption to surrounding facility.

Green

Since construction waste is reduced with modular construction, a facility can earn LEED points to improve its Green Building Rating.

20x28 Standard "Quick-Ship" Buildings

PORTAFAB
Modular Building Systems

Our complete prefab kits include everything needed for a basic modular inplant office. All models include:

- Interchangeable Wall Panels (Fire & Sound Panels)
- Acoustical Drop Ceiling
- Steel Roof Deck
- Framing (Wiring Posts, Corner Posts, Top & Bottom Channels)
- Connecting Hardware
- Knocked-down Steel Door With or Without Window

Standard "Quick-Ship" Building Options

Doors and Hardware

Steel Door Assembly	<ul style="list-style-type: none"> • 3070 - 20 Gauge Steel Door Assembly - Flush • 6070 - 20 Gauge Steel Double Door Assembly - Flush
Glass	1/4" Clear Tempered Safety Glass
Threshold	Aluminum Threshold - 4"
Door Louver	Door Louver - 16" x 12"
Misc. Hardware	Door Closer, Kickplates

Window Assemblies

Fixed Window	4' or 2' Nominal Width x 3' Nominal Height Glazed With 1/4 Clear Tempered Safety Glass
White Sliding Window	3' x 3' Nominal Dimensions, Installed in Wall Panel Glazed With 1/8" Clear Tempered Safety Glass

Roof and Ceiling Systems

Acoustical Ceiling	2' x 4' x 5/8" Mineral Fiberboard With White Steel Grid System
Ceiling Insulation	6" Fiberglass (R-19)
Roof Deck	<ul style="list-style-type: none"> • Up to 12' Length • 16' Long Dust Cover Support Beam • 20' Long Dust Cover Support Beam • Dust Cover Support Angle - 12' (Must Be Used Along All Existing Building Walls)

Climate Control

HVAC Units	12,000 Btu Cool / 11,600 Btu Heat (230V) or 8,000 Btu Cool / 4,200 Btu Heat (115V)
Framed Cutouts	Installed or Material Only (Size Not to Exceed 12 L.F.)

Electrical Components

Light Fixture	2' x 4' LED Flat Panel Fixture
Outlet or Switch	<ul style="list-style-type: none"> • Outlet Without Wiring (15 amp) • Switch Without Wiring (15 amp)
Circuit Breaker Boxes	<ul style="list-style-type: none"> • 4-Space • 6-Space • 10-Space
Exhaust Fan	270 cfm Ceiling Mounted Exhaust Fan - Includes Fan, Duct Kit, & Switch (Louver in Door Recommended for Maximum Air Flow)
Upgrade to Modular Electric Package	Lights, Outlets (20 amp), and Switch (20 amp)